




DUAL SLIDING DOOR



Features

- Fully Customizable sizes
- Premium Handles
- Hold open
- Heavy Duty Ball-Bearing slides
- No Threshold
- Soft Auto-Close
- Rigid Aluminum Design

Door Summary

Engineered for mission-critical environments, the ColoAire Dual Sliding Containment Door delivers smooth, space-saving access with exceptional durability. Featuring twin opposing sliding panels, this system offers unobstructed entry and maximized airflow control in hot or cold aisle containment systems.

Crafted from high-grade aluminum framing and impact-resistant polycarbonate panels, it's designed for longevity and consistent performance. Precision ball-bearing rollers ensure effortless, whisper-quiet operation. Integrated soft-close functionality adds a touch of refinement while reducing wear.

DUAL SLIDING DOOR

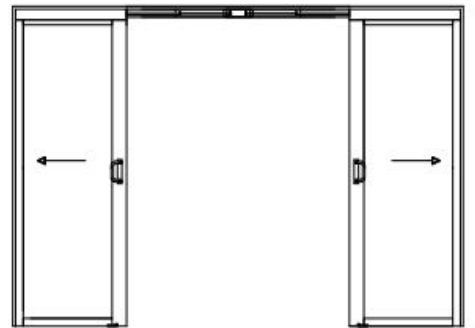
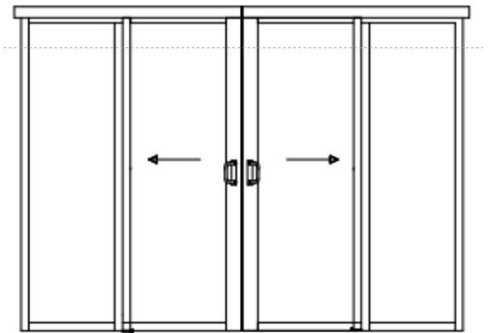


Door Specs

Frame	Tensile Strength
Aluminum Extrusion	30,000 PSI
Inserts	Fire/Flame Rating
3mm Polycarbonate	UL94: UL File #E351891
6mm Twin-wall Poly	ASTM E84 Class A
8mm Twin-wall Poly	ASTM E84 Class A
Dimensions	
Frame Width	Variable 88" - 160"
Door Height	Variable 80" - 100"
Effective Opening	Variable 36" - 72"
Depth/Profile	4.25"

Warranty

- ✓ Limited lifetime warranty on aluminum extruded components
- ✓ Limited Two-year warranty on moving parts with approved vendor installation



COLOAIRE

For customized hot and cold containment solutions tailored to your data centers, contact us at sales@coloaire.com